

**FORT LUPTON FIRE PROTECTION DISTRICT**  
**Fort Lupton, Colorado**

**BASIC FINANCIAL STATEMENTS**  
**and**  
**INDEPENDENT AUDITORS' REPORT**

**DECEMBER 31, 2018**

**FORT LUPTON FIRE PROTECTION DISTRICT**

**TABLE OF CONTENTS**

	<u>Page</u>
<b>Management's Discussion and Analysis</b>	i - x
<b>Independent Auditors' Report</b>	1
<b>Statement of Net Position and Governmental Funds Balance Sheet2</b>	
<b>Reconciliation of the Governmental Funds Balance Sheet to the Statement of Net Position</b>	3
<b>Statement of Activities and Governmental Funds Revenue, Expenditures and Changes in Fund Balance</b>	4
<b>Reconciliation of the Statement of Revenue, Expenditures and Changes in Fund Balance - Governmental Funds to the Statement of Activities</b>	5
<b>Statement of Fiduciary Net Position - Pension Trust Fund</b>	6
<b>Statement of Changes in Fiduciary Net Position - Budget and Actual - Pension Trust Fund</b>	7
<b>Notes to Financial Statements</b>	8 - 27
<b>Required Supplemental Information: General Fund - Statement of Revenues, Expenditures and Changes in Fund Balance - Budget and Actual</b>	28
<b>Pension Trust Fund – Historical Data</b>	29 - 30
<b>FPPA Defined Benefit Pension Plan Historical Information</b>	31
<b>Other Supplemental Information: Capital Reserve Fund - Statement of Revenues, Expenditures and Changes in Fund Balance - Budget and Actual</b>	32
<b>Debt Service Fund - Statement of Revenues, Expenditures and Changes in Fund Balance - Budget and Actual</b>	33
<b>Pension Trust Fund - Statement of Changes in Fiduciary Net Position - Budget and Actual</b>	34

**Fort Lupton Fire Protection District  
Management's Discussion and Analysis  
For the Year ended December 31, 2018**

This section of the annual financial report offers readers of the financial statements a discussion and analysis of the financial performance of the Fort Lupton Fire Protection District (the "District") during the year ended December 31, 2018. We encourage readers to consider the information presented herein in conjunction with additional information furnished in the financial statements, which immediately follow this section.

**Background Information**

The District was created in 1951 by a number of citizens concerned with fire protection for their homes and businesses. The predominate fund approach for the District is comprised of five basic funds, the General, Debt Service, Capital Projects, Grant Services, and Volunteer Firefighter Pension Funds.

On May 3, 1994, the District's Board of Directors asked the taxpayers to remove the TABOR limits that were imposed on the District in 1992. This issue was approved. In 2002, the District voters approved a ballot measure which allowed the District, for the 2003 budget year, to increase their mill levy by 1 mill, for the purpose of providing funds for operations, maintenance, fire protection, firefighting, emergency medical and rescue facilities, equipment and services.

On May 8, 2012, the District's Board of Directors asked the taxpayers to extend the removal of the limits to the exclusion of the Tabor Amendment limits. This issue was approved. Also, on May 8, 2012, the District's Board of Directors asked the taxpayers for a 3.25 mill levy increase for expansion and or remodeling of Station 1 and the hiring of firefighters. This issue was approved.

**Financial Highlights**

- The District financial status Improved over the course of the 2018 fiscal year. Total net position at December 31, 2018 was \$25,191,622. An increase of 16.15%.
- General revenues account for \$7,629,637 or 93.99% of all revenues. The District had \$39,531 in program specific revenues during 2018.
- The District had \$3,597,415. in expenses related to governmental activities, of which only \$39,531 were offset by program specific revenues. General revenues, property and specific ownership taxes of \$7,207,997 plus interest and other income, were adequate to provide for these programs.
- There were no capital outlays for capital assets with \$487,747 in depreciation for 2018. See the capital assets section of this management's discussion and analysis for more information.

**Overview of the Financial Statements**

This annual financial report consists of three parts: management's discussion and analysis, the basic financial statements including notes, and supplementary information. The basic financial statements include two kinds of statements that present different views of the District.

- The first two statements are government-wide financial statements that provide both short-term and long-term information about the District's overall financial status.
- The remaining statements are fund financial statements that focus on individual parts of the District, reporting the District's operations in more detail than the government-wide statements.
- The governmental funds statements reflect how basic services such as fire protection were financed in the short-term as well as what remains for future spending.

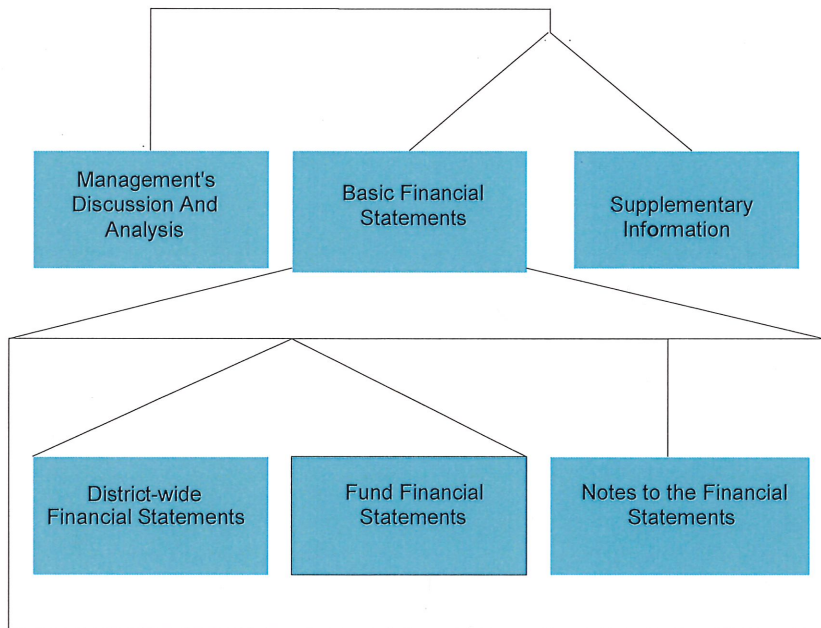
**Fort Lupton Fire Protection District  
Management's Discussion and Analysis  
For the Year ended December 31, 2018**

- Fiduciary funds statements provide information about the financial relationships in which the District acts solely as a trustee or agent for the benefit of others.

The financial statements also include notes that explain some of the information in the statements and provide more detailed data.

Detailed in the following diagram are how the various parts of this annual report are arranged and related to one another.

**Table 1  
Organization of District's Annual Financial Report**



SUMMARY



DETAIL

Table 2 displayed on the following page summarizes the major features of the District's financial statements, including the portion of the District's activities they cover and the types of information they contain. The remainder of this overview section of management's discussion and analysis highlights the structure and contents of each of the two types of financial statements, government-wide and fund financial statements, found in the basic financial statements.

**Fort Lupton Fire Protection District  
Management's Discussion and Analysis  
For the Year ended December 31, 2018**

**Table 2  
Major Features of the Government-Wide and Fund Financial Statements**

	Government-wide Statements	Fund Financial Statements	
		Governmental Funds	Fiduciary Funds
Scope	Entire District (except fiduciary funds)	The activities of the District that are not fiduciary.	Instances in which the District administers resources on behalf of someone else, such as pension funds
Required Financial Statements	Statements of Net Position  Statement of Activities	Balance Sheet  Statement of Revenues, Expenditures, and Changes in Fund Balances	Statement of Fiduciary Net Position  Statement of Changes in Fiduciary Net Position
Accounting basis and measurement focus	Accrual accounting and economic resources focus	Modified accrual accounting and current financial focus	Accrual accounting and economic resources focus
Type of asset/liability information	All assets and liabilities, both financial and capital, short-term and long-term	Generally, assets expected to be used up and liabilities that come due during the year or soon thereafter; no capital assets or long-term liabilities included	All assets and liabilities, both short-term and long-term; funds do not currently contain capital assets, although they may
Type of inflow/outflow information	All revenues and expenses during year, regardless of when cash is received or paid	Revenues for which cash is received during or soon after the end of the year; expenditures when goods or services have been received and the related liability is due and payable	All additions and deductions during the year, regardless of when cash is received or paid

**Government-wide Statements**

The government-wide statements are designed to provide readers a broad overview of the District's finances, in a manner similar to a private-sector business. The statement of net Position includes all of the District's assets and liabilities. All of the current year's revenues and expenses are accounted for in the statement of activities regardless of when cash is received or paid. These statements provide both short-term and long-term information about the District's overall financial status.

**Fort Lupton Fire Protection District  
Management's Discussion and Analysis  
For the Year ended December 31, 2018**

The *statement of net position* presents information on all of the District's assets and liabilities, with the difference between the two reported as *net position*. Over time, increases or decreases in net position may serve as a useful indicator of whether the financial position of the District is improving or deteriorating. To assess the District's overall health, the reader needs to consider additional non-financial factors such as the condition of buildings and equipment.

The *statement of activities* presents information showing how the government's net position changed during the most recent fiscal year. All changes in net position are reported as soon as the underlying event giving rise to the change occurs, *regardless of the timing of related cash flows*. Thus, revenues and expenses are reported in this statement for some items that will only result in cash flow in future fiscal periods.

Both of the government-wide financial statements distinguish functions of the District that are principally supported by taxes. Included in governmental activities are most of the District's basic services such as fire protection.

The basic government-wide financial statements can be found under the Basic Financial Statements section of this annual report beginning on page 2.

### ***Fund Financial Statements***

The fund financial statements provide more detailed information about the District's funds, focusing on its most significant or "major" funds, not the District as a whole. Funds are accounting devices the District uses to keep track of specific sources of funding and spending on particular programs. The District funds are divided into two categories: governmental funds and fiduciary funds.

- *Governmental funds*: Most of the District's basic services are included in governmental funds, which generally focus on (1) inflows and outflows of cash and other financial assets and (2) balances remaining at year-end which are available for spending. Consequently, the governmental funds statements provide a detailed short-term view that helps determine financial resources that may be available in the near term to finance the District's programs. Because this information does not encompass the long-term focus of the government-wide statements, a reconciling schedule is included on the governmental funds statements explaining the relationship (or difference) between them.

The Fort Lupton Fire Protection District maintains four individual governmental funds. Information is presented separately on the governmental fund balance sheets and in the governmental funds statements of revenues, expenditures and changes in fund balances for the General, Debt Service and Capital Projects Funds which are considered major funds. The District's other governmental fund is the Grant Services Fund which is the District's only non-major fund. The basic governmental fund financial statements can be found under the Basic Financial Statements of this report.

- *Fiduciary funds*: These funds are used to account for resources held for the benefit of parties outside the government. The District is responsible for ensuring the assets reported in these funds are used only for the intended purposes and by those to whom the assets belong. The District excludes these activities from the government-wide financial statements because it cannot use these assets to finance its operations.

The District currently has one fiduciary fund, the Volunteer Firefighters' Pension Fund. The Volunteer Firefighters' Pension Fund is used to account for the payment of pension benefits to retired volunteers and related expenses.

The basic fiduciary fund statements can be found under the basic Financial Statements, starting on page 6 of this report.

### ***Notes to the Financial Statements***

The notes provide additional information that is essential to a full understanding of the data provided in the government-wide and fund financial statements. The notes to the financial statements can be found under the notes to Financial Statements starting on page 8 of this report.

### ***Other Information***

**Fort Lupton Fire Protection District  
Management's Discussion and Analysis  
For the Year ended December 31, 2018**

In addition to the basic financial statements and accompanying notes, this report also presents certain required supplementary information and *other supplemental information*, starting on page 28 of this report.

**Financial Analysis of the District as a Whole**

***Net Position and Changes in Net Position***

The District's *combined* net position was larger at December 31, 2018, than it was at December 31, 2017, increasing by 16.15% to \$25,191,622. Table 3 provides a summary of the District's net position at December 31, 2018, 2017 and 2016.

**Table 3  
Condensed Statement of Net Position**

December 31,	2018	2017 (Restated)	2016 (Restated)
<b>Assets</b>			
Current and Other Assets	\$26,234,446	\$20,777,213	\$18,161,868
Capital Assets	11,597,958	11,025,587	10,317,826
<b>Total Assets</b>	<b>37,832,404</b>	<b>31,802,800</b>	<b>28,479,694</b>
<b>Deferred Outflows of Resources</b>			
Deferred Loss on Refunding / Pensions	972,840	1,378,747	445,304
<b>Total Deferred Outflows of Resources</b>	<b>972,840</b>	<b>1,378,747</b>	<b>445,304</b>
<b>Liabilities</b>			
Current Liabilities	277,733	649,285	180,679
Long Term Liabilities	3,499,364	4,173,805	4,518,402
<b>Total Liabilities</b>	<b>3,777,097</b>	<b>4,823,090</b>	<b>4,699,081</b>
<b>Deferred Inflows of Resources</b>			
Unearned Revenue – Property Taxes / Pensions	9,836,525	6,669,615	8,770,961
<b>Total Deferred Inflows of Resources</b>	<b>9,836,525</b>	<b>6,669,615</b>	<b>8,770,961</b>
<b>Net Position</b>			
Invested in Capital Net of Related Debt	9,779,733	8,784,056	7,662,989
Restricted	91,393	76,410	72,953
Unrestricted	15,320,496	12,828,376	7,719,014
<b>Total Net Position</b>	<b>\$25,191,622</b>	<b>\$21,688,482</b>	<b>\$15,454,956</b>

**Fort Lupton Fire Protection District  
Management's Discussion and Analysis  
For the Year ended December 31, 2018**

Table 4 provides a summary of the changes in net position. Following Table 4 is specific discussion related to overall revenues and expenses.

**Table 4  
Changes in Net Position from Operating Results**

Years Ended December 31,	2018	2017 (Restated)	2016 (Restated)
<b>Revenues</b>			
<b>Program Revenues</b>			
Charges for Services	\$ 39,531	\$ 41,356	\$ 37,476
Operating Grants & Contributions	-	-	-
<b>General Revenues</b>			
Property and Special Ownership Tax	7,207,997	8,512,233	7,829,816
Earnings on Investments	352,081	147,301	65,795
Other	69,559	69,553	42,777
<b>Total Revenues</b>	<b>7,669,168</b>	<b>8,770,443</b>	<b>7,975,864</b>
<b>Expenses</b>			
Fire Administration	415,942	431,852	376,250
Fire Department	2,878,246	1,281,408	2,466,848
Fire Marshal	69,597	46,763	131,164
Maintenance	233,630	242,558	183,205
Capital Depreciation and Outlay	487,747	445,341	737,778
Interest	81,226	90,897	103,107
<b>Total Expenses</b>	<b>4,166,388</b>	<b>2,538,819</b>	<b>3,998,352</b>
<b>Other Financing Sources</b>			
Disposition of Assets	-	-	-
<b>Total Other Financing Sources</b>	<b>-</b>	<b>-</b>	<b>-</b>
<b>Increase in Net Position</b>	<b>\$ 3,502,780</b>	<b>6,231,624</b>	<b>\$ 3,977,512</b>

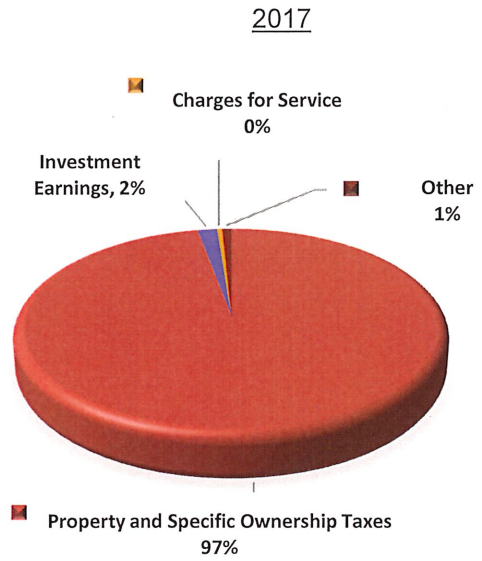
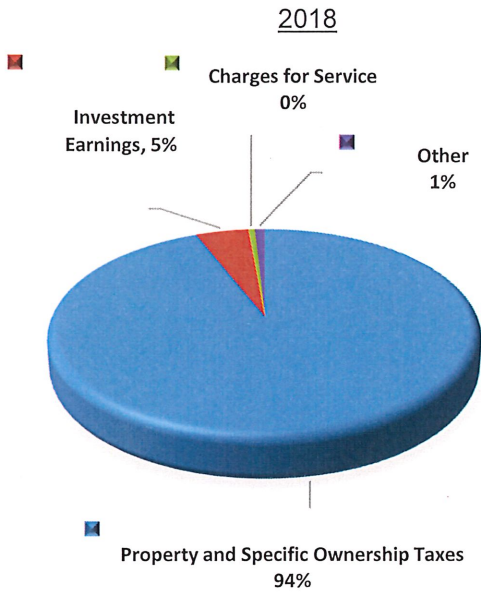
Property and specific ownership taxes account for most of the District's revenue, contributing about 99 cent (s) for every dollar raised (see Table 5). with the remaining 1 cent (s) from charges for services, operating grants and miscellaneous sources.

The District expenses predominantly relate to fire protection, which includes administration, firefighting, prevention, communications, vehicle and facility maintenance. Given that the District is a service organization providing fire protection, the majority of the expenses are for salaries, benefits, insurance, building utilities, repairs, vehicle/ equipment maintenance, training and supplies.

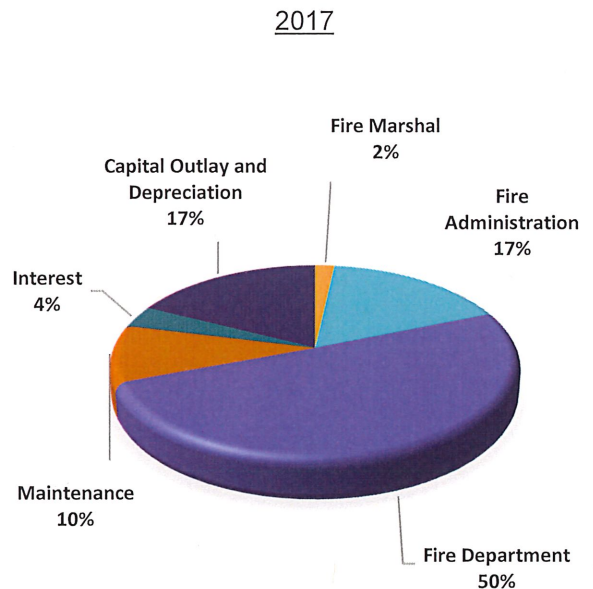
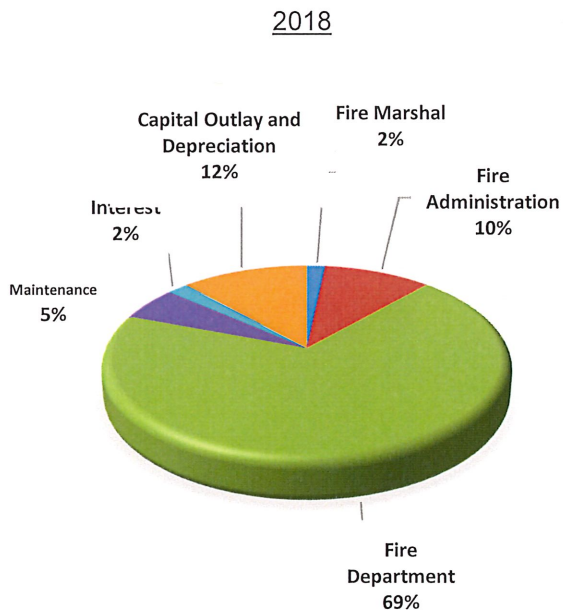
**Fort Lupton Fire Protection District  
Management's Discussion and Analysis  
For the Year ended December 31, 2018**

Detailed below in Tables 5 and 6 are charts displaying revenues by sources and expenses by program for the total District

**Table 5  
Sources of Revenues**



**Table 6  
Expenses**



**Fort Lupton Fire Protection District  
Management's Discussion and Analysis  
For the Year ended December 31, 2018**

***Governmental Activities***

The increase in net position for governmental activities was \$3,502,780 in 2018.

The governmental funds monitor cash resources and expenditures. In 2018, there was no capital outlay with depreciation in the amount of \$487,747.

The statement of activities shows the cost of program services and the related charges for services and grants offsetting those costs. Table 7 reflects each program's total cost and net cost of services. That is, it identifies the cost of these services supported by unrestricted property taxes.

**Table 7  
Net Cost of Governmental Activities**

	Total Cost of Services	Net Cost of Services	
Fire Administration	\$ 415,942	\$ 404,704	
Fire Department	2,878,246	2,838,715	
Fire Marshal	69,597	69,597	
Maintenance	233,630	240,793	
Interest	81,226	70,438	
<b>Total</b>	<b>\$3,678,641</b>	<b>\$3,624,247</b>	

**Financial Analysis of District's Funds**

***General Fund***

The General Fund was established and is continually funded to provide for the daily activities such as salaries and operating costs of the District. This fund provides for functional areas of the organization - administration, firefighting, fire prevention, training, communications, vehicle maintenance, and facility maintenance. The General Fund also provides for such other items as insurance, utilities, and other costs the District incurs. The primary funding source for the General Fund is taxation of real property. Other sources of income for the General Fund include specific ownership taxes, earnings on investments, charges for services, grants and donations. The primary projects or program efforts for establishing needed funding during 2018 were:

1. Salaries and benefits for all existing full-time personnel of the District.
2. Normal operational costs of the District.

**Fort Lupton Fire Protection District  
Management's Discussion and Analysis  
For the Year ended December 31, 2018**

**General Fund Budgetary Highlights**

The District's budget is prepared according to Colorado law and is based on accounting for certain transactions on a basis of cash receipts and disbursements. The District's budget for the General Fund anticipated that revenues would exceed expenditures by \$1,701,489. The actual results for the year show revenues exceeding expenditures by \$3,205,873.

It should be noted that the District's budget format is designed to establish and monitor divisional functions of the Fire District's operations to more closely align expenses with the areas of responsibility. These divisions are set up as cost centers for accountability in each of the following areas:

- Administration
- Volunteer Fire Department
- Fire Marshal
- Maintenance Department
- Other

The District must maintain a 3% emergency reserve as a part of the TABOR Amendment (Taxpayer Bill of Rights), at December 31, 2018, the District's TABOR reserve amounted to \$262,412

**Capital Assets and Debt Administration**

**Capital Assets**

By the end of 2018, the District had invested \$11,597,958. net of accumulated depreciation, in a broad range of capital assets, including land, buildings, site improvements, vehicles and other equipment (See Table 8). This amount represents a net Increase of \$1572,371 or 5% from last year. Additional information on the District's capital assets can be found in Note 4 to the financial statements. Total depreciation expense for the year was \$487,747

**Table 8  
Capital Assets (Net of Depreciation)**

	<u>Governmental Activities</u>		<u>% of Change 2018-2017</u>
	<u>2018</u>	<u>2017</u>	
Land	\$ 1,179,787	\$ 1,179,787	0%
Buildings and Improvements	6,587,181	6,679,583	-1.38%
Vehicles	3,146,579	2,451,909	28.33%
Equipment	684,411	714,308	-4.19%
<b><u>Total</u></b>	<b><u>11,597,958</u></b>	<b><u>11,025,587</u></b>	<b><u>5.19%</u></b>

**Fort Lupton Fire Protection District  
Management's Discussion and Analysis  
For the Year ended December 31, 2018**

**Long-Term Debt**

At year-end the District had \$1,865,000 in general obligation bonds, a decrease of \$435,000 from the previous year, as shown below in Table 9. More detailed information about the District's long-term liabilities is presented in Note 5 to the financial statements.

**Table 9  
Outstanding Long-Term Debt**

<b>Government Activities</b>	<b>2018</b>	<b>2017</b>	<b>% of Change 2017-2016</b>
Bonds Payable	\$ 1,865,000	\$ 2,300,000	-18.91%

During 2018, the District continued to pay down its debt. In October of 2011 the bond was refinanced lowering the coupon rate to 2.44% (from 4%). Colorado Revised Statute 32-1-1101(6) states that a fire district shall have a limit of bonded indebtedness determined by a specific formula. The District's outstanding debt is below this limit.

**Fiduciary Fund Activities**

**Pension Fund**

The Pension Fund was established and continually funded to provide for the provision of retirement pension benefit for volunteer firefighters of the District. The fund provides for the payment of benefits and expenses of providing those benefits. The primary funding source for the pension fund is the allocation of property taxes as designated by the District's Board of Directors. Additional funding is derived from the earnings from previously invested assets of the fund and from a State of Colorado funding mechanism specifically developed for these benefit efforts.

**Factors Bearing on the District's Future**

At the time these financial statements were prepared and audited, the District was aware of the following circumstances that could significantly affect its financial health in the future:

The main revenue source for the Fort Lupton Fire Protection District General Fund is generated through property taxes. The final assessed valuation for 2019 is \$1,080,059,943.48, up \$346,235,443.48 from 2018. The assessed values will be reassessed in 2019 but are not expected to increase. The District hopes to maintain the current assessed value for 2020 but will budget toward the same amount in the assessed valuation. Of the \$1,080,059,943.48, one mill or \$1,080,059.94 goes toward the pension fund. There is an estimated excess of revenues over expenditures to go toward the Capital Fund in the amount of \$1,601,835.23 for 2019. The inflation rate according to the Consumer Price Index ("CPI") for 2018 is projected at 3.450%. The District is aware of a possible increase in the inflation rate and the consequences.

At this time the Fort Lupton Fire Protection District is not planning on applying for any grants in 2019. The Board still maintains the Grant Services Fund even though no monies were budgeted for 2019.

**Contacting the District's Financial Management**

This financial report is designed to provide the District's citizens, taxpayers, investors, and creditors with a general overview of the District's finances and to demonstrate the District's accountability for the money it receives. If you have questions about this report or need additional financial information, contact the Fort Lupton Fire Protection District at 1121 Denver Ave., Fort Lupton, Colorado 80621.

FEIS & COMPANY, P.C.

---

*CERTIFIED PUBLIC ACCOUNTANTS*

193 SOUTH 27TH AVENUE, SUITE 100

BRIGHTON, COLORADO 80601-2662

(303) 659-1200 • FAX (303) 659-1204

MEMBER OF  
AMERICAN INSTITUTE OF CPAs  
COLORADO SOCIETY OF CPAs

ROBERT R. FEIS, CPA

**INDEPENDENT AUDITORS' REPORT**

**Board of Directors  
Fort Lupton Fire Protection District  
Fort Lupton, Colorado**

We have audited the accompanying financial statements of the governmental activities, each major fund, and the aggregate remaining fund information of the Fort Lupton Fire Protection District (the District) as of and for the year ended December 31, 2018, and the related notes to the financial statements, which collectively comprise the District's basic financial statements as listed in the table of contents.

**Management's Responsibility for the Financial Statements**

Management is responsible for the preparation and fair presentation of these financial statements in accordance with accounting principles generally accepted in the United States of America; this includes the design, implementation, and maintenance of internal control relevant to the preparation and fair presentation of financial statements that are free from material misstatement, whether due to fraud or error.

**Auditor's Responsibility**

Our responsibility is to express opinions on these financial statements based on our audit. We conducted our audit in accordance with auditing standards generally accepted in the United States of America. Those standards require that we plan and perform the audit to obtain reasonable assurance about whether the financial statements are free of material misstatement.

An audit involves performing procedures to obtain audit evidence about the amounts and disclosures in the financial statements. The procedures selected depend on the auditor's judgment, including the assessment of the risks of material misstatement of the financial statements, whether due to fraud or error. In making those risk assessments, the auditor considers internal control relevant to the entity's preparation and fair presentation of the financial statements in order to design audit procedures that are appropriate in the circumstances, but not for the purpose of expressing an opinion on the effectiveness of the entity's internal control. Accordingly, we express no such opinion. An audit also includes evaluating the appropriateness of accounting policies used and the reasonableness of significant accounting estimates made by management, as well as evaluating the overall presentation of the financial statements.

We believe that the audit evidence we have obtained is sufficient and appropriate to provide a basis for our audit opinions.

## Opinions

In our opinion, the basic financial statements referred to above present fairly, in all material respects, the respective financial position of the governmental activities, each major fund, and the aggregate remaining fund information of the Fort Lupton Fire Protection District as of December 31, 2018, and the respective changes in financial position thereof for the year then ended, in accordance with accounting principles generally accepted in the United States of America.

## Other Matters

### *Required Supplementary Information*

Accounting principles generally accepted in the United States of America require that the management's discussion and analysis and budgetary comparison information on pages i through x and 28 through 31 be presented to supplement the basic financial statements. Such information, although not a part of the basic financial statements, is required by the Governmental Accounting Standards Board, who considers it to be an essential part of financial reporting for placing the basic financial statements in an appropriate operational, economic, or historical context. We have applied certain limited procedures to the required supplementary information in accordance with auditing standards generally accepted in the United States of America, which consisted of inquiries of management about the methods of preparing the information and comparing the information for consistency with management's responses to our inquiries, the basic financial statements, and other knowledge we obtained during our audit of the basic financial statements. We do not express an opinion or provide any assurance on the information because the limited procedures do not provide us with sufficient evidence to express an opinion or provide any assurance.

### *Other Supplementary Information*

Our audit was conducted for the purpose of forming opinions on the financial statements that collectively comprise the District's basic financial statements. The supplementary information on pages 32 through 34 are presented for purposes of additional analysis and are not required part of the basic financial statements. The supplementary information is the responsibility of management and was derived from and relates directly to the underlying accounting and other records used to prepare the basic financial statements. The supplementary information has not been subjected to the auditing procedures applied in the audit of the basic financial statements and, accordingly, we do not express an opinion or provide any assurance on them.

*Lois & Co., P.C.*

**CERTIFIED PUBLIC ACCOUNTANTS**  
**Brighton, CO**

June 27, 2019

FORT LUPTON FIRE PROTECTION DISTRICT  
STATEMENT OF NET POSITION AND GOVERNMENTAL FUNDS BALANCE SHEET  
DECEMBER 31, 2018

	General Fund	Other Funds	Total	Adjustments (Page 3)	Statement of Net Position
<u>Assets and deferred outflows of resources</u>					
Assets:					
Cash (Note 2)	\$ 337,707	\$ 10,438	\$ 348,145	\$ -	\$ 348,145
Investments (Note 2)	11,253,656	5,092,188	16,345,844	-	16,345,844
Accounts receivable	690	-	690	-	690
Property taxes receivable	40,334	3,043	43,377	-	43,377
Accrued property taxes	5,721,077	3,756,173	9,477,250	-	9,477,250
Prepaid expenses	19,140	-	19,140	-	19,140
Land	-	-	-	1,179,787	1,179,787
Other capital assets, net of accumulated depreciation	-	-	-	10,418,171	10,418,171
Due from other funds	-	-	-	-	-
Total assets	<u>17,372,604</u>	<u>8,861,842</u>	<u>26,234,446</u>	<u>11,597,958</u>	<u>37,832,404</u>
Deferred outflows of resources:					
Deferred outflow - pensions	-	-	-	885,492	885,492
Deferred loss on refunding	-	-	-	87,348	87,348
Total deferred outflows of resources	-	-	-	972,840	972,840
Total Assets and deferred outflows of resources	<u>\$ 17,372,604</u>	<u>\$ 8,861,842</u>	<u>\$ 26,234,446</u>	<u>\$ 12,570,798</u>	<u>\$ 38,805,244</u>
<u>Liabilities and deferred inflows of resources</u>					
Liabilities:					
Accounts payable	\$ 93,184	\$ 29,058	\$ 122,242	\$ -	\$ 122,242
Accrued interest	-	-	-	4,964	4,964
Accrued wages	61,465	-	61,465	-	61,465
Due to other funds	46,375	1,899	48,274	-	48,274
Accrued absences	-	-	-	40,788	40,788
Long-term liabilities:					
Due within one year	-	-	-	445,000	445,000
Due after one year	-	-	-	1,460,573	1,460,573
Net pension liability	-	-	-	1,593,791	1,593,791
Total liabilities	<u>201,024</u>	<u>30,957</u>	<u>231,981</u>	<u>3,545,116</u>	<u>3,777,097</u>
Deferred inflows of resources:					
Deferred inflow - pensions	-	-	-	359,275	359,275
Deferred property taxes	<u>5,721,077</u>	<u>3,756,173</u>	<u>9,477,250</u>	<u>-</u>	<u>9,477,250</u>
Total deferred inflows of resources	5,721,077	3,756,173	9,477,250	359,275	9,836,525
Total liabilities and deferred inflows of resources	<u>5,922,101</u>	<u>3,787,130</u>	<u>9,709,231</u>	<u>3,904,391</u>	<u>13,613,622</u>
<u>Fund Balances/Net Position</u>					
Fund Balances:					
Nonspendable	-	-	-	-	-
Restricted	-	-	-	-	-
Committed	262,412	-	262,412	(262,412)	-
Assigned	11,188,091	5,074,712	16,262,803	(16,262,803)	-
Unassigned	-	-	-	-	-
Total fund balance/net position	<u>11,450,503</u>	<u>5,074,712</u>	<u>16,525,215</u>	<u>(16,525,215)</u>	<u>-</u>
Total liabilities, deferred inflows of resources, and fund balance	<u>\$ 17,372,604</u>	<u>\$ 8,861,842</u>	<u>\$ 26,234,446</u>		
Net position:					
Invested in capital assets, net of related debt				9,779,733	9,779,733
Restricted for debt service				91,393	91,393
Unrestricted				15,320,496	15,320,496
Total net position				<u>\$ 25,191,622</u>	<u>\$ 25,191,622</u>

See independent auditors' report.  
The accompanying notes on pages 8 to 27 are an  
integral part of the financial statements.

**FORT LUPTON FIRE PROTECTION DISTRICT  
RECONCILIATION OF THE GOVERNMENTAL FUNDS BALANCE SHEET  
TO THE STATEMENT OF NET POSITION  
DECEMBER 31, 2018**

<b>Fund balance per Statement of Net Position</b>	<b>\$ 16,525,215</b>
<b>Capital assets used in governmental activities are not financial resources and therefore are not reported in the fund balance sheet</b>	<b>11,597,958</b>
<b>Net pension asset or liability and related deferred inflows and outflows are not due and payable in the current period and therefore are not reported in the balance sheet</b>	<b>(1,067,574)</b>
<b>Some liabilities, including compensated absences, are not due and payable in the current period and therefore are not reported in the balance sheet</b>	<b><u>(1,863,977)</u></b>
<b>Net position per Statement of Net Position</b>	<b>\$ <u><u>25,191,622</u></u></b>

See independent auditors' report.  
The accompanying notes on pages 8 to 27 are an  
integral part of the financial statements.

**FORT LUPTON FIRE PROTECTION DISTRICT**  
**STATEMENT OF ACTIVITIES AND GOVERNMENTAL FUNDS REVENUE,**  
**EXPENDITURES AND CHANGES IN FUND BALANCE**  
**FOR THE YEAR ENDED DECEMBER 31, 2018**

	General Fund	Other Funds	Total	Adjustments (Page 5)	Statement of Activities
<b>Revenues:</b>					
General property taxes	\$ 5,385,596	\$ 1,258,934	\$ 6,644,530	\$ -	\$ 6,644,530
Specific ownership taxes	563,467	-	563,467	-	563,467
Investment earnings	241,955	110,126	352,081	-	352,081
Charges for services	39,531	-	39,531	-	39,531
Other	69,559	-	69,559	-	69,559
<b>Total revenues</b>	<u>6,300,108</u>	<u>1,369,060</u>	<u>7,669,168</u>	<u>-</u>	<u>7,669,168</u>
<b>Expenditures/expenses:</b>					
<b>Fire protection:</b>					
Administration	382,362	22,342	404,704	11,238	415,942
Fire fighting	2,401,483	-	2,401,483	476,763	2,878,246
Fire marshal	69,597	-	69,597	-	69,597
Maintenance	240,793	-	240,793	(7,163)	233,630
Depreciation	-	-	-	487,747	487,747
Capital outlay	-	1,052,955	1,052,955	(1,052,955)	-
<b>Debt service:</b>					
Principal	-	435,000	435,000	(435,000)	-
Interest	-	70,438	70,438	10,788	81,226
<b>Total expenditures/ expenses</b>	<u>3,094,235</u>	<u>1,580,735</u>	<u>4,674,970</u>	<u>(508,582)</u>	<u>4,166,388</u>
<b>Excess (deficiency) of revenues over expenditures</b>	<u>3,205,873</u>	<u>(211,675)</u>	<u>2,994,198</u>	<u>508,582</u>	<u>3,502,780</u>
<b>Other financing sources/uses:</b>					
Disposition of assets	-	-	-	-	-
Transfers-internal activities	-	-	-	-	-
<b>Total other financing sources/ uses</b>	<u>-</u>	<u>-</u>	<u>-</u>	<u>-</u>	<u>-</u>
<b>Excess (deficiency) of revenues and transfers in over expenditures and transfers out</b>	<u>3,205,873</u>	<u>(211,675)</u>	<u>2,994,198</u>	<u>(2,994,198)</u>	<u>-</u>
<b>Change in net position</b>	<u>-</u>	<u>-</u>	<u>-</u>	<u>3,502,780</u>	<u>3,502,780</u>
<b>Fund balance/net position, beginning of year</b>	<u>8,244,630</u>	<u>5,286,387</u>	<u>13,531,017</u>	<u>8,157,825</u>	<u>21,688,842</u>
<b>Fund balance/net position, end of year</b>	<u>\$ 11,450,503</u>	<u>\$ 5,074,712</u>	<u>\$ 16,525,215</u>	<u>\$ 8,666,407</u>	<u>\$ 25,191,622</u>

See independent auditors' report.  
The accompanying notes on pages 8 to 27 are an  
integral part of the financial statements.

**FORT LUPTON FIRE PROTECTION DISTRICT  
RECONCILIATION OF THE STATEMENT OF REVENUE,  
EXPENDITURES AND CHANGES IN FUND BALANCE -  
GOVERNMENTAL FUNDS TO THE STATEMENT OF ACTIVITIES  
FOR THE YEAR ENDED DECEMBER 31, 2018**

Excess of revenues and transfers in over expenditures and transfers  
out - governmental funds and other funds \$ 2,994,198

Governmental funds report capital outlay as expenditures. However, in the  
statement of activities the cost of those assets is allocated over their estimated  
useful lives and reported as depreciation expense:

Capital outlay	1,060,118
Depreciation	(487,747)
Disposition of assets	-

Repayment of bond principal is reported as an expenditure in governmental  
funds and, thus, has the effect of reducing fund balance because current  
financial resources have been used. The principal payments reduce the  
liabilities in the statement of net position and do not result in an expense  
in the statement of activities.

Principal payments made	435,000
-------------------------	---------

Some expenses reported in the statement of activities do not require the use  
of current financial resources and therefore are not reported as  
expenditures in governmental funds:

Adjustment for increase in compensated absences	(11,238)
Adjustment for change in pension assets and liabilities	(476,763)

Interest expense in the statement of activities differs from the amount  
reported in governmental funds. Additional accrued interest was  
calculated for bonds payable along with amortization of bond premiums  
and deferred loss on refunding:

Amortization of bond premium	10,144
Amortization of deferred loss on refunding	(21,838)
Change in accrued interest	<u>906</u>

Change in Net Position	<u><u>\$ 3,502,780</u></u>
------------------------	----------------------------

See independent auditors' report.  
The accompanying notes on pages 8 to 27 are an  
integral part of the financial statements.

**FORT LUPTON FIRE PROTECTION DISTRICT  
STATEMENT OF FIDUCIARY NET POSITION -  
PENSION TRUST FUND  
DECEMBER 31, 2018**

		<u>2018</u>
<u>Assets</u>		
Cash	\$	23,803
Investments (Note 2)		6,204,002
Due from other funds		48,274
Prepaid expenses		665
Accrued property taxes		1,080,060
 Total Assets	 \$	 <u><u>7,356,804</u></u>
<u>Liabilities and Deferred Inflows of Resources</u>		
Accounts payable	\$	1,165
 Total Liabilities		 <u>1,165</u>
 Deferred property taxes		 1,080,060
 Total Deferred Inflows of Resources		 <u>1,080,060</u>
<u>Net Position</u>		
Net Position - reserved		
Reserved for retirement benefits		<u>6,275,579</u>
 Total Net Position		 <u>6,275,579</u>
 Total Liabilities and Net Position	 \$	 <u><u>7,356,804</u></u>

See independent auditors' report.  
The accompanying notes on pages 8 to 27 are an  
integral part of the financial statements.

**FORT LUPTON FIRE PROTECTION DISTRICT  
STATEMENT OF CHANGES IN FIDUCIARY  
NET POSITION - PENSION TRUST FUND  
FOR THE YEAR ENDED DECEMBER 31, 2018**

	<b>2018</b>
<b>Additions:</b>	
Contributions , District Volunteer fund	\$ 735,555
Contributions from the State of Colorado	57,682
Earnings on investments	253,774
Gain (loss) on sale of investments	51,822
Other income	-
<b>Totals</b>	<b>1,098,833</b>
 <b>Deductions:</b>	
Benefits paid to retirees	512,825
Administration of fund	38,095
Investment fees	7,568
<b>Totals</b>	<b>558,488</b>
 <b>Other Additions (Deductions):</b>	
Unrealized gain (loss) on investments	<b>(502,335)</b>
<b>Changes in plan net position</b>	<b>38,010</b>
<b>Net position, beginning of year</b>	<b>6,237,569</b>
<b>Net position, end of year</b>	<b>\$ 6,275,579</b>

See independent auditors' report.  
The accompanying notes on pages 8 to 27 are an  
integral part of the financial statements.

**FORT LUPTON FIRE PROTECTION DISTRICT  
NOTES TO FINANCIAL STATEMENTS  
DECEMBER 31, 2018**

**1. Summary of Significant Accounting Policies**

The Fort Lupton Fire Protection District (“District”) was created in 1951 by a number of citizens concerned with fire protection for their homes and businesses. The financial statements of the District have been prepared in conformity with accounting principles generally accepted in the United States of America (“GAAP”) as applied to government units. The Governmental Accounting Standards Board (“GASB”) is the accepted standard-setting body for establishing governmental accounting and financial reporting principles.

The District operates under a governing Board of Directors and is considered a separate political subdivision of the State of Colorado providing fire protection services in portions of Weld County.

The District's basic financial statements include the accounts and funds of all District operations. The accounting policies of the District conform to accounting principles generally accepted in the United States of America. The following is a summary of such significant policies:

**A. Principles Determining Scope of Reporting Entity**

The financial statements of the District consist only of the funds and account groups of the District. The District has no oversight responsibility for any other governmental entity since no other entities are considered to be controlled by or dependent on the District. Control or dependence is determined on the basis of budget adoption, taxing authority, funding, and election of the respective governing board.

**B. Government-Wide and Fund Financial Statements**

The Government-Wide financial statements (i.e. the statement of activities) report information on all of the non-fiduciary activities of the government. The statement of activities demonstrates the degree to which the direct expenses of a given function or segment is offset by program revenues.

See independent auditors' report.

**FORT LUPTON FIRE PROTECTION DISTRICT  
NOTES TO FINANCIAL STATEMENTS  
DECEMBER 31, 2018**

**1. Summary of Significant Accounting Policies (continued)**

**B. Government-Wide and Fund Financial Statements (continued)**

The Government-Wide financial statements are reported using the economic resources measurement focus and the accrual basis of accounting. Revenues are recorded when earned and expenses are recorded when a liability is incurred regardless of the timing of the related cash flows. As a general rule, the effect of interfund activity has been eliminated from the government-wide financial statements

**Fund Financial Statements**

Fund financial statements of the reporting entity are organized into funds each of which is considered to be separate accounting entities. Each fund is accounted for by providing a separate set of self-balancing accounts which constitute its assets, liabilities, fund equity, revenues and expenditures/expenses. Funds are organized into three major categories: governmental, proprietary and fiduciary.

The following funds were used by the District during 2018:

**GOVERNMENTAL FUNDS**

**General Fund - To account for all financial resources except those required to be accounted for in another fund.**

**Capital Projects Fund - To account for resources used for the acquisition and/or construction of capital assets.**

**Debt Service Fund - To account for the proceeds from the issuance of general obligation bonds and the servicing of the related general long-term debt.**

**FIDUCIARY FUNDS**

**Volunteer Firefighters' Pension Trust Fund - To account for assets held by the District in a trustee capacity for benefit payments to retired volunteer firefighters and their surviving spouses.**

See independent auditors' report.

**FORT LUPTON FIRE PROTECTION DISTRICT  
NOTES TO FINANCIAL STATEMENTS  
DECEMBER 31, 2018**

**1. Summary of Significant Accounting Policies (continued)**

**C. Measurement Focus and Basis of Accounting**

**Measurement Focus**

Governmental fund financial statements are reported using the current financial resources measurement focus and the modified accrual basis of accounting. Revenues are recognized as soon as they are both measurable and available. Revenues are considered to be available when they are collectible within the current period or soon enough thereafter to pay liabilities of the current period. For this purpose, the government considers revenues to be available if they are collected within 60 days of the end of the current fiscal period. Expenditures generally are recorded when a liability is incurred, as under accrual accounting. However, debt service expenditures are recorded only when the payment is due. The major source of revenue susceptible to accrual is property tax. All revenue items are considered to be measurable and available only when cash is received by the District.

**Basis of Accounting**

The modified accrual basis of accounting is used for all governmental fund types. The following are modifications of the accrual basis method:

1. Expenditures other than accrued interest on general long-term debt are recognized at the same time the liabilities are incurred. Interest on long-term debt is recorded only when due.
2. Revenue is recorded when received in cash except for revenue that is not received but is measurable and available and therefore susceptible to accrual.

The accrual basis of accounting is used for reporting purposes of the Pension Trust Fund. Revenues are taken into account when they are earned, regardless of when they are collected; expenditures are reflected as soon as the liabilities are incurred, regardless of when they are paid.

See independent auditors' report.

**FORT LUPTON FIRE PROTECTION DISTRICT  
NOTES TO FINANCIAL STATEMENTS  
DECEMBER 31, 2018**

**1. Summary of Significant Accounting Policies (continued)**

**D. Budgets and Budgetary Accounting**

The District follows these procedures in establishing the budgeting data reflected in the financial statements:

1. Prior to October 15, the fire chief submits to the Board of Directors a proposed operating budget for each fund for the fiscal year commencing the following January 1. The operating budget for each fund includes proposed expenditures and the means of financing them.
2. Public hearings are conducted by the District Board of Directors to obtain taxpayer comments.
3. Prior to December 31, the budget is legally enacted through passage of a resolution for each fund. The resolutions can be adjusted by the Board for unforeseen circumstances. Equal line item adjustments must be approved by the Board. The appropriation resolutions are reflected in each fund.
4. The Fire Chief is authorized to transfer amounts from contingency accounts, if any, to other accounts within the same fund.
5. Formal budgetary integration is employed as a management control device during the year for all funds.
6. Budgets for all funds are adopted on a basis consistent with generally accepted accounting principles (GAAP).
7. The District Board of Directors approves all expenditures, including any revisions that alter the total expenditures of any fund.
8. All appropriations for all funds lapse at year-end.
9. Budgeted line items for the different expenditures are for management use only.

See independent auditors' report.

**FORT LUPTON FIRE PROTECTION DISTRICT  
NOTES TO FINANCIAL STATEMENTS  
DECEMBER 31, 2018**

**1. Summary of Significant Accounting Policies (continued)**

**E. Encumbrances**

Encumbrance accounting is not used.

**F. Accrued Absences**

Accrued absences include unused vacation earned by employees as of December 31, 2018. Personal leave benefits are accrued as a liability as the benefits are earned if the employees' rights to receive compensation are attributable to services rendered and it is probable that the District will compensate the employees for the benefits earned. Upon termination of employment from the District, an employee will be compensated for all accrued vacation and compensatory time at their current rate of pay, there is no payment for sick leave upon termination.

**G. Interfund Transfers**

Transactions between funds that would be treated as revenues, expenditures or expenses if they involved external organizations are accounted for as revenues, expenditures or expenses in the funds involved. All other legally authorized fund transfers are treated as operating transfers and are included in the results of operations of governmental and trust type funds.

**H. Fund Equity**

The District follows GASB Statement No. 54, "Fund Balance Reporting and Governmental Fund Type Definitions." This Statement provides clearly defined fund balance categories to make the nature and extent of the constraints placed on a government's fund balances transparent. The following classifications describe the relative strength of the spending constraints:

- **Nonspendable fund balance**—amounts that are not in nonspendable form (such as inventory) or are required to be maintained intact.
- **Restricted fund balance**—amounts constrained to specific purposes by their providers (such as grantors, bondholders, and higher levels of government), through constitutional provisions, or by enabling legislation.

See independent auditors' report.

**FORT LUPTON FIRE PROTECTION DISTRICT  
NOTES TO FINANCIAL STATEMENTS  
DECEMBER 31, 2018**

**1. Summary of Significant Accounting Policies (continued)**

**H. Fund Equity (continued)**

- **Committed fund balance**—amounts constrained to specific purposes by the District itself, using its highest level of decision-making authority (i.e., Board of Directors). To be reported as committed, amounts cannot be used for any other purpose unless the District takes the same highest level action to remove or change the constraint.
- **Assigned fund balance**—amounts the District intends to use for a specific purpose. Intent can be expressed by the Board of directors or by an official or body to which the Board delegates the authority.
- **Unassigned fund balance**—amounts that are available for any purpose. Positive amounts are reported only in the general fund.

The District's Board establishes (and modifies or rescinds) fund balance commitments by passage of a resolution. This is typically done through adoption and amendment of the budget. A fund balance commitment is further indicated in the budget document as a designation or commitment of the fund. Assigned fund balance is established by District's Board through adoption or amendment of the budget as intended for specific purpose (such as the purchase of fixed assets, construction, debt service, or for other purposes).

The District considers funds as expended from restricted funds before unrestricted funds are reduced, when an expenditure can come from either category. Within unrestricted funds, the District reduces committed amounts first, followed by assigned, and unassigned last, when an expenditure can come from any of those categories.

**I. Use of Estimates**

The preparation of financial statements in conformity with generally accepted accounting principles (GAAP) requires management to make estimates and assumptions that affect the reported amounts of assets and liabilities and disclosure of contingent assets and liabilities at the date of the financial statements and the reported amounts of revenues and expenses during the reporting period. Actual results could differ from those estimates.

See independent auditors' report.

**FORT LUPTON FIRE PROTECTION DISTRICT  
NOTES TO FINANCIAL STATEMENTS  
DECEMBER 31, 2018**

**2. Cash Deposits and Investments**

**A. Cash Deposits**

The Colorado Public Deposit Protection Act (PDPA) requires that all units of local government deposit cash in eligible public depositories. Eligibility is determined by state regulations. Amounts on deposit in excess of federal insurance levels must be collateralized by eligible collateral determined by the PDPA. The institution is allowed to create a single collateral pool for all public funds held. The pool is to be maintained by another institution or held in trust for all the uninsured public deposits as a group. The market value of the collateral must be at least equal to 102% of the uninsured deposits.

**Custodial Credit Risk – Deposits.** Custodial credit risk is the risk that in the event of a bank failure, the District's deposits not be returned to it. As of year-end the District's bank balance was either insured or collateralized with securities held by the pledging financial institution through PDPA.

At December 31, 2018, the District had cash balances with maturities less than one year stated at cost as follows:

Insured	\$ 284,241
Deposits Collateralized in single institution pool(s)	87,573
Uninsured: Required to be collateralized	<u>---</u>
 Total Cash Deposits	 371,814
 Cash on hand	 <u>134</u>
 Total Cash	 <u>\$ 371,948</u>

The bank balance of the deposits listed above are classified in three categories of credit risk as follows: a) Uncollateralized; b) Collateralized with securities held by the pledging financial institution's trust department or agent in the entity's name; c) Collateralized with securities held by the pledging financial institution's trust department or agent but not in the depositor-government's name.

See independent auditors' report.

**FORT LUPTON FIRE PROTECTION DISTRICT  
NOTES TO FINANCIAL STATEMENTS  
DECEMBER 31, 2018**

**2. Cash Deposits and Investments (continued)**

**B. Investments**

The District's investments are categorized as either (1) insured or registered, or for which the securities are held by the District or its agent in the District's name, (2) uninsured and unregistered for which the securities are held by the counterpart's trust department or agent in the District's name or (3) uninsured and unregistered for which the securities are held by the counterpart or by its trust department or agent but not in the District's name. As of December 31, 2018, all investments, other than Pension trust investments, are considered category 1.

As of December 31, 2018, the District has \$16,807,788 invested in Colorado Local Government Liquid Asset Trust (COLOTRUST). COLOTRUST is an investment vehicle established for local government entities in Colorado to pool surplus funds for investment purposes. COLOTRUST is routinely monitored by the Colorado Division of Securities with regard to its operations and investments, which are also subject to provisions of C.R.S Title 24, Article 75, Section 6. The fair value of the investments in COLOTRUST is the same as the value of the pool shares. None of these types of investments are categorized because they are not evidenced by securities that exist in physical or book entry form. COLOTRUST is rated AAA from Standard and Poor's Corporation.

<u>Investments</u>	<u>Maturity Year</u>	<u>Fair Value</u>	<u>Credit Ratings</u>
COLOTRUST	Variable	\$ 16,807,788	AAA
CoMerica Bank	Variable	<u>5,742,058</u>	BB – AAA
<b>Total Investments</b>		<b>\$ <u>22,549,846</u></b>	

See independent auditors' report.

**FORT LUPTON FIRE PROTECTION DISTRICT  
NOTES TO FINANCIAL STATEMENTS  
DECEMBER 31, 2018**

**2. Cash Deposits and Investments (continued)**

**B. Investments (continued)**

Colorado statutes specify in which instruments the units of local government may invest, which include:

**Repurchase Agreements,**

Obligations of the United States or obligations unconditionally guaranteed by the United States, federally insured mortgages and student loans. Participation with other local governments in pooled investment funds (trusts), these trusts are supervised by participating governments, and must comply with the same restrictions on cash deposits and investments.

**Credit Risk – State law limits investments for fire districts to U.S. treasury issues, other federally backed notes and credits, and other agency offerings (not based on derivatives) without limitation. Other investment instruments including bank obligations, general obligation bonds, and commercial paper are limited to at least one of the highest rating categories of at least one nationally recognized rating agency. State law further limits investments in money market funds that are organized according to Federal Investment Company Act of 1940, as specified in rule 2a-7, as amended, as long as such rule does not increase remaining maturities beyond a maximum of three years. Investments in these funds require that the institution have assets in excess of \$1 billion or the highest credit rating from one or more nationally recognized rating agency.**

**Interest Rate Risk – The District does not have a formal investment policy that limits investment maturities as a means of managing its exposure to fair value loss resulting from increasing interest rates. The Colorado revised statute 24-75-601 limits investment maturities to five years or less without governing board approval.**

See independent auditors' report.

**FORT LUPTON FIRE PROTECTION DISTRICT  
NOTES TO FINANCIAL STATEMENTS  
DECEMBER 31, 2018**

**2. Cash Deposits and Investments (continued)**

**C. Reconciliation of Cash, Cash Equivalents, and Investments**

The following is a reconciliation between the cash and investments recorded in the financial statements and the amounts reported in this footnote:

<b>Financial Statements</b>	
Total Cash and Short-term	
Investments – Governmental Funds	\$ 16,693,989
Total Cash Fiduciary Funds	23,803
Trust Investments	<u>6,204,002</u>
<b>Total Cash Deposits and Investments (Book Balance)</b>	<b>\$ <u>22,921,794</u></b>
<b>Footnote</b>	
Cash	\$ 371,948
Investments	<u>22,549,846</u>
<b>Total Cash Deposits and Investments (Footnote)</b>	<b>\$ <u>22,921,794</u></b>

**3. Property Taxes**

Property taxes attach as an enforceable lien on property as of January 1. Taxes are levied on January 1 and are due and payable at that time. All unpaid taxes levied January 1 become delinquent April 30 or June 15 of the current year. The District is permitted to levy taxes for general governmental services, bond retirement and pension payments for volunteer firefighters. The combined tax rate to finance these services for the year ended December 31, 2018 was \$9.295 per \$1,000 of assessed valuation. This raised \$7,380,085 on an assessed valuation of \$733,824,500. Tax revenues for the District are recognized as they become available and are collected the following month.

See independent auditors' report.

**FORT LUPTON FIRE PROTECTION DISTRICT  
NOTES TO FINANCIAL STATEMENTS  
DECEMBER 31, 2018**

**4. Capital Assets**

Capital assets are recorded at cost. Depreciation is computed on the straight-line basis over the estimated useful lives of the assets, which are as follows:

Building/Improvements	10-50
Equipment	5-25
Vehicles	10-25

Capital asset activity for the year ended December 31, 2018 was as follows:

	<u>Balance</u> <u>12/31/17</u>	<u>Additions</u>	<u>Deletions &amp;</u> <u>Adjustments</u>	<u>Balance</u> <u>12/31/18</u>
<b>Governmental activities:</b>				
Land	\$ 1,179,787	\$ ---	\$ ---	\$ 1,179,787
Buildings/Improvements	8,994,029	101,675	---	9,095,704
Vehicles	4,345,639	919,640	---	5,265,279
Equipment	<u>1,281,051</u>	<u>38,803</u>	<u>---</u>	<u>1,319,854</u>
<b>Totals as Historical</b>				
Cost	<u>15,800,506</u>	<u>1,060,118</u>	<u>---</u>	<u>16,860,624</u>
<b>Less Accumulated</b>				
<b>Depreciation for:</b>				
Buildings/Improvements	(2,314,446)	(194,077)	---	(2,508,523)
Vehicles	(1,893,730)	(224,970)	---	(2,118,700)
Equipment	<u>(566,743)</u>	<u>(68,700)</u>	<u>---</u>	<u>(635,443)</u>
<b>Total Accumulated</b>				
<b>Depreciation</b>	<u>(4,774,919)</u>	<u>(487,747)</u>	<u>---</u>	<u>(5,262,666)</u>
<b>Governmental Activities</b>				
<b>Capital Assets, Net of</b>				
<b>Accum. Depreciation</b>	\$ <u>11,025,587</u>	\$ <u>572,371</u>	\$ <u>---</u>	\$ <u>11,597,958</u>

Depreciation expense for the year ended December 31, 2018 was \$487,747.

See independent auditors' report.

**FORT LUPTON FIRE PROTECTION DISTRICT  
NOTES TO FINANCIAL STATEMENTS  
DECEMBER 31, 2018**

**5. Long-Term Debt**

**2012 General Obligation Refunding Bonds**

In October 2011, the District issued \$4,445,000 in general obligation bonds for the purpose of advance refunding all but \$325,000 of the 2002 General Obligation Bonds, payable in annual principal installments ranging from \$80,000 to \$485,000, and interest payable semi-annually at rates ranging from 2.0% to 3.0%; maturing in 2022. The bonds were sold at a premium of \$132,033, with associated issuance costs of \$107,784. During October 2011, \$4,469,249 was placed into an escrow account to provide for all future debt service payments on the 2012 general obligation refunding bonds. As of December 31, 2018, the total deferred charges on the general obligation bonds are \$87,348, representing the difference between the amount placed in escrow, and the amount defeased.

Long-term liability activity for the year ended December 31, 2018, was as follows:

	<u>Balance</u> <u>12/31/17</u>	<u>Additions</u>	<u>Deletions</u>	<u>Balance</u> <u>12/31/18</u>	<u>Due</u> <u>Within</u> <u>One Year</u>
<b>Governmental Activities:</b>					
2012 General Obligation Bonds	\$2,300,000	\$ ---	\$435,000	\$1,865,000	\$ 445,000
Bond Premium	50,717	---	10,144	40,573	---
Compensated Absences	<u>29,550</u>	<u>11,238</u>	<u>---</u>	<u>40,788</u>	<u>40,788</u>
<b>Totals</b>	<u>\$2,380,267</u>	<u>\$ 11,238</u>	<u>\$445,144</u>	<u>\$1,946,361</u>	<u>\$ 485,788</u>

See independent auditors' report.

**FORT LUPTON FIRE PROTECTION DISTRICT  
NOTES TO FINANCIAL STATEMENTS  
DECEMBER 31, 2018**

**5. Long-Term Debt (continued)**

**Debt Service Requirements**

The annual requirements to amortize long-term debt for General Obligation Bonds outstanding as of December 31, 2018, including interest payments to maturity, are as follows:

Year Ending December 31,	<u>Principal</u>	<u>Interest</u>	<u>Total</u>
2019	\$ 445,000	\$ 59,562	\$ 504,562
2020	460,000	46,213	506,213
2021	475,000	32,413	507,413
2022	<u>485,000</u>	<u>16,975</u>	<u>501,975</u>
Total	\$ <u>1,865,000</u>	\$ <u>155,163</u>	\$ <u>2,020,163</u>

Payments on the general obligation bonds payable are made by the debt service fund.

**6. Due to/from Other Funds**

As of December 31, 2018, the General Fund owes the Capital Reserve Fund and the Pension Fund \$1,733 and \$48,274, respectively for temporary cash flow assistance. In addition, the Debt Service Fund owes the General Fund \$3,632, for temporary cash flow assistance.

**7. Risk Management**

The District is exposed to various risks of loss related to various torts; theft of, damage to and destruction of assets; errors and omissions; injuries to employees; and natural disasters.

The District carries commercial insurance for all risks of loss, including workers' compensation and employee health and accident insurance. Settled claims resulting from these risks have not exceeded commercial insurance coverage in any of the past three fiscal years. There have been no significant reductions in insurance coverage.

See independent auditors' report.

**FORT LUPTON FIRE PROTECTION DISTRICT  
NOTES TO FINANCIAL STATEMENTS  
DECEMBER 31, 2018**

**8. Retirement Plans and Commitments**

The District currently maintains two separate pension plans. One plan is maintained for the paid personnel and one plan is maintained for the volunteer firefighters. In addition, a deferred compensation plan is available to all employees under Internal Revenue Code Section 457 (a 457 Plan).

As of December 31, 2018, the assets and liabilities from pension plans are as follows:

	<u>Net Pension Liability/(Asset)</u>	<u>Deferred Outflows of Resources</u>	<u>Deferred Inflows of Resources</u>
Volunteer Plan	\$ 1,919,136	\$ 435,778	\$ 153,785
Paid Personnel	<u>(325,345)</u>	<u>449,714</u>	<u>205,490</u>
Total	\$ <u>1,593,791</u>	\$ <u>885,492</u>	\$ <u>359,275</u>

As of December 31, 2018, the deferred inflows and outflows of resources resulting from all pension plans are comprised as follows:

<b>Deferred outflows of resources:</b>	
Difference between actual and projected investment earnings	\$ 499,571
Difference between actual and expected experience	224,287
Changes in assumptions	42,217
Contributions received after measurement date	<u>119,417</u>
Total deferred outflows of resources	<u>\$ 885,492</u>
<b>Deferred inflows of resources:</b>	
Difference between actual and projected experience	\$ 3,054
Changes in allocation	6,208
Changes in assumptions	22,711
Difference between actual and projected investment earnings	<u>327,302</u>
Total deferred inflows of resources	<u>\$ 359,275</u>

See independent auditors' report.

**FORT LUPTON FIRE PROTECTION DISTRICT  
NOTES TO FINANCIAL STATEMENTS  
DECEMBER 31, 2018**

**8. Retirement Plans and Commitments (continued)**

Deferred inflows and outflows of resources will be recognized in pension expense in future years as follows:

December 31, 2019	\$203,573
2020	41,928
2021	35,526
2022	137,991
2023	34,567
Thereafter	<u>72,632</u>
Total	<u>\$526,217</u>

**Volunteer Firefighters' Pension Plan**

The District has established the Volunteer Firefighters' Pension Plan (the "Plan"), a single-employer defined benefit pension plan for volunteer firefighters as authorized by State of Colorado statutes. Any volunteer firefighter who has both attained the age of 50 and completed 20 years of active service shall be eligible for a monthly pension. The monthly benefit is \$60 per year of service up to \$1,800. A firefighter, who is disabled in the line of duty and whose disability is of such character and magnitude as to deprive the firefighter of earning capacity which extends beyond one year, shall be compensated in an amount determined by the pension Board. This plan does not issue separate stand-alone reports. The plan is administered by the District and benefit terms can be changed by the District. The Plan is closed to new participants.

The Plan received contributions from the District in an amount not to exceed one mill of property tax revenue. As established by the legislature, the State of Colorado also contributes to the plan. The contributions are not actuarially determined. An actuary is used to determine the adequacy of contributions. The actuarial study as of January 1, 2019, indicated that the current level of contributions to the fund is adequate to support, on an actuarially sound basis, the prospective benefits for the present Plan. Investment decisions are made by the Plan's Board of Directors and follow State requirements.

The measurement date for the Net Pension Liability was December 31, 2018.

See independent auditors' report.

**FORT LUPTON FIRE PROTECTION DISTRICT  
NOTES TO FINANCIAL STATEMENTS  
DECEMBER 31, 2018**

**8. Retirement Plans and Commitments (continued)**

**Volunteer Firefighters' Pension Plan (continued)**

Total covered payroll for this plan for 2018 was \$0. In 2018, the District contributions were \$735,555 towards meeting the unfunded liability. In addition, the State contribution was \$57,682.

Actuarial assumptions included the following:

1. Interest Rate – 5.0% per annum, compounded annually, based on past performance. The discount rate is 5%.
2. Retirement - Age 50 and 20 years of service
3. Amortization – Level dollar, open, 20 years
4. Mortality – RP-2014 Mortality Table for Blue Collar Employees
5. Future contributions will be equal to current contributions
6. Cost Method – Entry Age Normal

The rate of return on Plan assets for 2018 was (3.1)%. Investments in any one entity do not exceed 5% of Plan investments.

As of December 31, 2018, plan participants were as follows:

Retirees and widows receiving benefits	49
Retirees not yet receiving benefits	11
Active Volunteers	<u>7</u>
Total	<u>67</u>

A change in the discount rate of 1% will have the following impact on the Net Pension Liability:

	<u>1% Decrease (4.0%)</u>	<u>Current Discount Rate (5.0%)</u>	<u>1% Increase (6.0%)</u>
Net Pension Liability	\$ 3,036,214	\$ 1,919,136	\$ 1,018,243

See independent auditors' report.

**FORT LUPTON FIRE PROTECTION DISTRICT  
NOTES TO FINANCIAL STATEMENTS  
DECEMBER 31, 2018**

**8. Retirement Plans and Commitments (continued)**

**Volunteer Firefighters' Pension Plan (continued)**

**Changes in Net Pension Liability for the year ended December 31, 2018:**

**Total Pension Liability:**

Service cost	\$ 29,556
Interest	337,190
Change in benefit terms	1,384,646
Difference between actual and expected experience	111,407
Changes in assumptions	(140,689)
Benefit payments	<u>(512,825)</u>
Net change in total pension liability	1,209,285
Total pension liability – beginning	<u>6,985,430</u>
Total pension liability – ending (a)	\$ <u>8,194,715</u>

**Plan Fiduciary Net Position:**

Contributions – employer	\$ 735,555
Net investment income	(204,307)
Benefit payments	(512,825)
Administrative expense	(38,095)
State of Colorado supplementary payment	<u>57,682</u>
Net change in plan fiduciary net position	38,010
Plan fiduciary net position – beginning	<u>6,237,569</u>
Plan fiduciary net position – ending (b)	\$ <u>6,275,579</u>
Net pension liability – ending (a)-(b)	\$ 1,919,136
Plan fiduciary net position as a percentage of total pension liability	76.58%

See independent auditors' report.

**FORT LUPTON FIRE PROTECTION DISTRICT  
NOTES TO FINANCIAL STATEMENTS  
DECEMBER 31, 2018**

**8. Retirement Plans and Commitments (continued)**

**Paid Firefighters' Pension**

The District contributes to the Statewide Defined Contribution Plan, a cost sharing multiple-employer defined contribution pension plan administered by the Fire and Police Pension Association of Colorado ("FPPA"). The Statewide Defined Contribution Plan provides retirement benefits for members and beneficiaries. Death and disability coverage is provided for plan members through the plan, which is also administered by the FPPA. The paid fire chief and paid firefighters of the District are members of the Statewide Defined Benefit Plan and the Statewide Death and Disability Plan. In a defined contribution plan, benefits depend solely on amounts contributed to the plan, plus investment earnings.

The annual financial report for FPPA may be obtained by contacting FPPA at 5290 DTC Parkway, Suite 100, Greenwood Village, Colorado 80111-2721, or by visiting their website at [www.fppaco.org](http://www.fppaco.org).

The contribution requirements of plan members and the District are established by state statute. The contribution rate is 10.0% of covered salary for all plan members and 8.0% for the District. For the year ending December 31, 2018, the District's employer contributions to the plan were \$119,417. This is equal to their required contributions for the year. For the year ending December 31, 2018, the District's employee contributions to the plan were \$149,271.

The following is based on an actuarial study completed as of January 1, 2018. The measurement date is December 31, 2017. The following assumptions were used in computing the pension benefit obligation for this plan:

- (1) Rate of return on investments and discount rate      7.5%
- (2) Actuarial Method - Entry Age Normal.
- (3) Amortization Method - Level % of payroll, open.  
Remaining period: 30 years.
- (4) Mortality: RP-2014 Combined Mortality Table with Blue Collar Adjustment.
- (5) Projected earnings increases for all ages due to  
inflation and merit or seniority:              4%-14%

See independent auditors' report.

**FORT LUPTON FIRE PROTECTION DISTRICT  
NOTES TO FINANCIAL STATEMENTS  
DECEMBER 31, 2018**

**8. Retirement Plans and Commitments (continued)**

**Paid Firefighters' Pension (continued)**

The employer share of net pension liability/(asset) as of December 31, 2017 was \$(325,345). The employer portion was 0.23% based on Employer Contributions, a decrease from 2016, when it was 0.24%. The pension expense/(income) for 2017 was (131,113).

A change in the discount rate of 1% will have the following impact on the Net Pension Liability for the Plan:

	<u>1% Decrease (6.5%)</u>	<u>Current Discount Rate (7.5%)</u>	<u>1% Increase (8.5%)</u>
Net Pension Liability	\$ 156,626,967	\$ (143,865,763)	\$ (393,386,428)

**9. Tax, Spending and Debt Limitations**

Colorado voters passed an amendment to the State Constitution, Article X, Section 20, which has several limitations, including revenue raising, spending abilities, and other specific requirements of state and local governments. The District's financial activity provides the basis for calculation of limitations adjusted for allowable increases tied to inflation and local growth. Fiscal year spending is generally defined as expenditures plus reserve increases with certain exceptions. In effect, it has been generally interpreted that fiscal year spending approximates nonexempt revenue or receipts.

Spending excludes spending from certain revenue and financial sources such as federal funds, gifts, property sales, fund transfers, damage awards, and fund reserves. The District considers \$262,412 as designated for the TABOR's three percent Reserved for Emergency as of December 31, 2018.

The Amendment requires, with certain exceptions, voter approval prior to imposing new taxes, increasing tax rates, increasing a mill levy above that for the prior year, extending an expiring tax, or implementing a tax policy change directly causing a net tax revenue gain to any local government.

The District levied 9.295 mills for property taxes to be collected in 2018.

See independent auditors' report.

**FORT LUPTON FIRE PROTECTION DISTRICT  
NOTES TO FINANCIAL STATEMENTS  
DECEMBER 31, 2018**

**9. Tax, Spending and Debt Limitations (continued)**

Except for bond refinancing at lower interest rates or adding employees to existing pension plans, the Amendment specifically prohibits the creation of multiple-fiscal year debt or other financial obligations without voter approval or irrevocably pledging present cash reserves for all future payments.

The Amendment is complex and subject to judicial interpretation. The District believes it is in compliance with the requirements of the amendment. However, the District has made certain interpretations in the amendment's language in order to determine its compliance.

**10. Subsequent Events**

For the year ended December 31, 2018, the District has evaluated subsequent events for potential recognition and disclosure through the date of the Independent Auditors' Report, the date of the financial statements issuance. No events that would require adjustment to or disclosure in the financial statements were identified.

See independent auditors' report.

**REQUIRED  
SUPPLEMENTAL INFORMATION**

**FORT LUPTON FIRE PROTECTION DISTRICT  
GENERAL FUND  
STATEMENT OF REVENUES, EXPENDITURES  
AND CHANGES IN FUND BALANCE - BUDGET AND ACTUAL  
FOR THE YEAR ENDED DECEMBER 31, 2018**

	2018				Actual 2017 Memorandum only
	Budget		Actual	Variance favorable (unfavorable)	
	Original	Final			
<b>Revenues:</b>					
General property taxes	\$ 6,849,518	\$ 6,849,518	\$ 5,385,596	\$ (1,463,922)	\$ 5,817,509
Specific ownership taxes	127,600	127,600	563,467	435,867	675,969
Investment earnings	2,225	2,225	241,955	239,730	130,433
Charges for services	37,791	37,791	39,531	1,740	41,356
Other Income	8,800	8,800	69,559	60,759	69,553
<b>Total revenues</b>	<u>7,025,934</u>	<u>7,025,934</u>	<u>6,300,108</u>	<u>(725,826)</u>	<u>6,734,820</u>
<b>Expenditures:</b>					
Administration	598,249	598,249	382,362	215,887	394,640
Fire fighting	2,857,391	2,857,391	2,401,483	455,908	2,154,502
Fire marshal	129,886	129,886	69,597	60,289	46,763
Maintenance	271,270	271,270	240,793	30,477	242,558
<b>Total expenditures/expenses</b>	<u>3,856,796</u>	<u>3,856,796</u>	<u>3,094,235</u>	<u>762,561</u>	<u>2,838,463</u>
<b>Excess (deficiency) of revenues over expenditures</b>	<u>3,169,138</u>	<u>3,169,138</u>	<u>3,205,873</u>	<u>36,735</u>	<u>3,896,357</u>
<b>Other financing sources/uses:</b>					
Transfers-internal activities	<u>(1,467,649)</u>	<u>(1,467,649)</u>	-	1,467,649	<u>(3,676,019)</u>
<b>Total other sources (uses):</b>	<u>(1,467,649)</u>	<u>(1,467,649)</u>	-	1,467,649	<u>(3,676,019)</u>
<b>Excess (deficiency) of revenues and and other financing sources over expenditures</b>	1,701,489	1,701,489	3,205,873	1,504,384	220,338
<b>Fund balance/net position, beginning of year</b>	<u>8,244,630</u>	<u>8,244,630</u>	<u>8,244,630</u>	-	<u>8,024,292</u>
<b>Fund balance/net position, end of year</b>	<u>\$ 9,946,119</u>	<u>\$ 9,946,119</u>	<u>\$ 11,450,503</u>	<u>\$ 1,504,384</u>	<u>\$ 8,244,630</u>

See independent auditors' report.  
The accompanying notes on pages 8 to 27 are an  
integral part of the financial statements.

**FORT LUPTON FIRE PROTECTION DISTRICT  
HISTORICAL INFORMATION  
VOLUNTEER FIREFIGHTERS PENSION PLAN  
DECEMBER 31, 2018  
(Unaudited)**

Year	Total Pension Liability	Plan Net Position	Net Pension Liability	Net Position as a % of Total Liability	Money- weighted Rate of Return
2009	\$ 5,421,148	\$ 3,316,816	\$ 2,104,332	61%	
2011	5,947,681	3,689,874	2,257,807	62%	
2013	5,872,889	4,005,921	1,866,968	68%	
2014	6,219,306	4,552,545	1,666,761	73%	6.40%
2016	7,061,940	5,327,952	1,733,988	75%	6.00%
2017	6,985,430	6,237,569	747,861	89%	8.00%
2018	8,194,715	6,275,579	1,919,136	77%	-3.10%

Year	Actuarially Determined Contribution	Actual Contribution	Contribution Shortfall (Excess)
2011		\$ 264,841	
2012		264,036	
2013	\$ 398,326	286,671	\$ 111,655
2014	398,326	398,326	-
2015	219,643	557,094	(337,451)
2016	219,643	882,719	(663,076)
2017	165,560	940,236	(774,676)
2018	165,560	793,237	(627,677)

See independent auditors' report.  
The accompanying notes on pages 8 to 27 are an  
integral part of the financial statements.

**FORT LUPTON FIRE PROTECTION DISTRICT  
HISTORICAL INFORMATION  
VOLUNTEER FIREFIGHTERS PENSION PLAN  
DECEMBER 31, 2018  
(Unaudited)**

Fiscal Year Ended December 31,	<u>2018</u>	<u>2017</u>	<u>2016</u>	<u>2014</u>
<b>Total Pension Liability</b>				
Service Cost	\$ 29,556	\$ 29,556	\$ 35,048	\$ 33,084
Interest on Total Pension Liability	337,190	342,619	346,205	299,229
Benefit Changes	1,384,646	-	-	-
Difference between expected and actual experience	111,407	-	-	104,411
Assumption Changes	(140,689)	-	-	-
Benefit Payments	(512,825)	(448,685)	(451,775)	(404,010)
Refunds	-	-	-	-
<b>Net Change in Total Pension Liability</b>	<u>1,209,285</u>	<u>(76,510)</u>	<u>(70,522)</u>	<u>32,714</u>
<b>Total Pension Liability - Beginning</b>	<u>6,985,430</u>	<u>7,061,940</u>	<u>7,132,462</u>	<u>6,186,592</u>
<b>Total Pension Liability - Ending</b>	<u>\$ 8,194,715</u>	<u>\$ 6,985,430</u>	<u>\$ 7,061,940</u>	<u>\$ 6,219,306</u>
<b>Plan Fiduciary Net Position</b>				
Employer Contribution	\$ 735,555	\$ 882,552	\$ 825,037	\$ 398,326
Plan Net Investment Income	(204,307)	462,324	292,513	518,588
Benefit Payments	(512,825)	(448,685)	(451,775)	(404,010)
Refunds	-	-	-	-
Pension Plan Administrative Expenses	(38,095)	(44,256)	(40,185)	-
State of Colorado supplemental payment	57,682	57,682	57,682	-
<b>Net Change in Plan Fiduciary Net Position</b>	<u>38,010</u>	<u>909,617</u>	<u>683,272</u>	<u>512,904</u>
<b>Plan Fiduciary Net Position - Beginning</b>	<u>6,237,569</u>	<u>5,327,952</u>	<u>4,644,680</u>	<u>4,039,641</u>
<b>Plan Fiduciary Net Position - Ending</b>	<u>\$ 6,275,579</u>	<u>\$ 6,237,569</u>	<u>\$ 5,327,952</u>	<u>\$ 4,552,545</u>
<b>Net Pension Liability - Ending</b>	<u>\$ 1,919,136</u>	<u>\$ 747,861</u>	<u>\$ 1,733,988</u>	<u>\$ 1,666,761</u>
<b>Plan Fiduciary Net Position as a % of Total Pension Liability</b>	<u>76.58%</u>	<u>89.29%</u>	<u>75.45%</u>	<u>73.20%</u>

Note: 2015 data related to changes in Net Pension Liability are not available from the actuaries.

See independent auditors' report.  
The accompanying notes on pages 8 to 27 are an  
integral part of the financial statements.

**FORT LUPTON FIRE PROTECTION DISTRICT  
HISTORICAL INFORMATION  
FPPA DEFINED BENEFIT PENSION PLAN  
DECEMBER 31, 2018  
(Unaudited)**

<b>Year</b>	<b>Employer's Portion of Net Pension Liability (Asset)</b>	<b>Employer's Proportionate Share of Net Pension Liability (Asset)</b>	<b>Employer's Covered Payroll</b>	<b>Net Pension Liability as a % of Covered Payroll</b>	<b>Plan Fiduciary Net Position as a % of Total Pension Liability</b>
2015	0.21%	\$ (232,932)	\$ 1,079,185	-21.58%	106.80%
2016	0.21%	(3,708)	1,190,438	-0.31%	100.10%
2017	0.24%	86,838	1,322,788	6.56%	98.21%
2018	0.23%	(325,345)	1,492,713	-21.80%	106.30%

<b>Year</b>	<b>Required Employer Contribution</b>	<b>Contributions in Relation to Required</b>	<b>Contribution Shortfall</b>	<b>Employer's Covered Payroll</b>	<b>Contributions as a % of Covered Payroll</b>
2015	\$ 86,335	\$ 86,335	\$ -	\$ 1,079,185	8.00%
2016	95,235	95,235	-	1,190,432	8.00%
2017	105,823	105,823	-	1,322,788	8.00%
2018	119,417	119,417	-	1,492,713	8.00%

See independent auditors' report.  
The accompanying notes on pages 8 to 27 are an  
integral part of the financial statements.

**OTHER  
SUPPLEMENTAL INFORMATION**

**FORT LUPTON FIRE PROTECTION DISTRICT**  
**CAPITAL PROJECTS FUND**  
**STATEMENT OF REVENUES, EXPENDITURES**  
**AND CHANGES IN FUND BALANCE - BUDGET AND ACTUAL**  
**FOR THE YEAR ENDED DECEMBER 31, 2018**

	2018				Actual 2017 Memorandum only
	Budget		Actual	Variance favorable (unfavorable)	
	Original	Final			
<b>Revenues:</b>					
Property taxes	\$ 733,824	\$ 733,824	\$ 737,720	\$ 3,896	\$ 1,503,057
Earnings on investments	1,500	1,500	100,366	98,866	13,297
Miscellaneous revenues	-	-	-	-	-
Total revenues	<u>735,324</u>	<u>735,324</u>	<u>838,086</u>	<u>102,762</u>	<u>1,516,354</u>
<b>Expenditures:</b>					
Administrative	11,472	11,472	11,789	(317)	23,987
Capital outlay	1,385,000	1,385,000	1,052,955	332,045	1,153,102
Debt service	-	-	-	-	-
Total expenditures/expenses	<u>1,396,472</u>	<u>1,396,472</u>	<u>1,064,744</u>	<u>331,728</u>	<u>1,177,089</u>
Excess (deficiency) of revenues over expenditures	<u>(661,148)</u>	<u>(661,148)</u>	<u>(226,658)</u>	<u>434,490</u>	<u>339,265</u>
<b>Other financing sources/uses:</b>					
Transfers-internal activities	<u>3,802,226</u>	<u>3,802,226</u>	-	<u>(3,802,226)</u>	<u>3,676,019</u>
Total other sources:	<u>3,802,226</u>	<u>3,802,226</u>	-	<u>(3,802,226)</u>	<u>3,676,019</u>
Excess (deficiency) of revenues and and other financing sources over expenditures	3,141,078	3,141,078	(226,658)	(3,367,736)	4,015,284
Fund balance, beginning of year	<u>5,209,977</u>	<u>5,209,977</u>	<u>5,209,977</u>	-	<u>1,194,693</u>
Fund balance, end of year	<u>\$ 8,351,055</u>	<u>\$ 8,351,055</u>	<u>\$ 4,983,319</u>	<u>\$ (3,367,736)</u>	<u>\$ 5,209,977</u>

See independent auditors' report.  
 The accompanying notes on pages 8 to 27 are an  
 integral part of the financial statements.

**FORT LUPTON FIRE PROTECTION DISTRICT  
DEBT SERVICE FUND  
STATEMENT OF REVENUES, EXPENDITURES  
AND CHANGES IN FUND BALANCE - BUDGET AND ACTUAL  
FOR THE YEAR ENDED DECEMBER 31, 2018**

	2018				Actual 2017 Memorandum only
	Budget		Actual	Variance favorable (unfavorable)	
	Original	Final			
<b>Revenues:</b>					
Property taxes	\$ 516,381	\$ 516,381	\$ 521,214	\$ 4,833	\$ 515,698
Earnings on investments	100	100	9,760	9,660	3,571
Other income	-	-	-	-	-
Total revenues	<u>516,481</u>	<u>516,481</u>	<u>530,974</u>	<u>14,493</u>	<u>519,269</u>
<b>Expenditures:</b>					
Administrative	10,571	10,571	10,553	18	10,812
Debt principal & interest	505,438	505,438	505,438	-	505,000
Total expenditures	<u>516,009</u>	<u>516,009</u>	<u>515,991</u>	<u>18</u>	<u>515,812</u>
Excess (deficiency) of revenues over expenditures	<u>472</u>	<u>472</u>	<u>14,983</u>	<u>14,511</u>	<u>3,457</u>
<b>Other financing sources/uses:</b>					
Proceeds from general obligation bond	-	-	-	-	-
Transfers-internal activities	-	-	-	-	-
Total other sources:	<u>-</u>	<u>-</u>	<u>-</u>	<u>-</u>	<u>-</u>
Excess (deficiency) of revenues and and other financing sources over expenditures	472	472	14,983	14,511	3,457
Fund balance (deficit), beginning of year	<u>76,410</u>	<u>76,410</u>	<u>76,410</u>	<u>-</u>	<u>72,953</u>
Fund balance (deficit), end of year	<u>\$ 76,882</u>	<u>\$ 76,882</u>	<u>\$ 91,393</u>	<u>\$ 14,511</u>	<u>\$ 76,410</u>

See independent auditors' report.  
The accompanying notes on pages 8 to 27 are an  
integral part of the financial statements.

**FORT LUPTON FIRE PROTECTION DISTRICT  
STATEMENT OF CHANGES IN FIDUCIARY  
NET POSITION - PENSION TRUST FUND - BUDGET AND ACTUAL  
FOR THE YEAR ENDED DECEMBER 31, 2018**

	2018				Actual 2017 Memorandum only
	Budget		Actual	Variance- favorable (unfavorable)	
	Original	Final			
<b>Additions:</b>					
Contributions , District Volunteer fund	\$ 733,824	\$ 733,824	\$ 735,555	\$ 1,731	\$ 882,552
Contributions from the State of Colorado	57,682	57,682	57,682	-	57,682
Earnings on investments	60,155	60,155	253,774	193,619	214,411
Gain (loss) on sale of investments	-	-	51,822	51,822	2,829
Other income	-	-	-	-	2
<b>Totals</b>	<u>851,661</u>	<u>851,661</u>	<u>1,098,833</u>	<u>247,172</u>	<u>1,157,476</u>
<b>Deductions:</b>					
Benefits paid to retirees	533,520	533,520	512,825	20,695	448,685
Administration of fund	313,641	313,641	38,095	275,546	44,256
Investment fees	4,500	4,500	7,568	(3,068)	6,328
<b>Totals</b>	<u>851,661</u>	<u>851,661</u>	<u>558,488</u>	<u>293,173</u>	<u>499,269</u>
<b>Other Additions (Deductions):</b>					
Unrealized gain (loss) on investments	-	-	(502,335)	(502,335)	251,410
Changes in plan net position	-	-	38,010	38,010	909,617
Net position, beginning of year	<u>6,237,569</u>	<u>6,237,569</u>	<u>6,237,569</u>	-	<u>5,327,952</u>
Net position, end of year	<u>\$ 6,237,569</u>	<u>\$ 6,237,569</u>	<u>\$ 6,275,579</u>	<u>\$ 38,010</u>	<u>\$ 6,237,569</u>

See independent auditors' report.  
The accompanying notes on pages 8 to 27 are an  
integral part of the financial statements.